



PRODUCT PASSPORT

Please read carefully! The product passport contains important information on the instructions for use and care!

Choosing an assembly location	5
Unpacking	5
Transport	6
Assembly	6
Maintenance	7
General instructions for use	9
Functions	9
Warranty claims	10
Warranty exclusions	10
Differences in seat firmness	11
Loose seat cushions	12
Loose back cushions	12
Rippling	12
Variations in colour/structure	12
Armrests	13
Sheen	13
Pilling	13
Odour	13
Electrostatic charging	14
Pets	14
Upholstery	14
Chamber cushions	15
Lightfastness	15
Flooring	15
Exposed wood	16
Maintenance	16
Fabric	17
Synthetic leather	17
Leather	17
Care set	17
Cleaning and stain removal	18
Wood surfaces	18
Metal surfaces	18
Disposal	18
Complaints	18
Quality builds trust	19

CONGRATULATIONS ON AN EXCELLENT CHOICE OF FURNITURE!

We have compiled this product passport for you with detailed instructions for use and care and warranty conditions and confirm that you have purchased a product that has successfully passed an intensive quality control according to the strict specifications of the DGM (German Furniture Quality Association).

You can find the product passport in further languages at:
www.sofa-info.com/doc/produktpass

To ensure that you can enjoy your furniture for many years to come, please treat it carefully and care for it regularly.

For important individual instructions, please refer to the relevant documents that have been specifically enclosed for you in the information envelope.

Your furniture is suitable for its intended and proper use in private living areas (indoors).

Please read this information brochure carefully and follow the tips and information it contains.

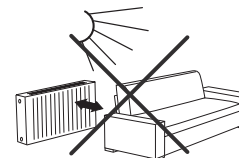
We hope you enjoy your furniture.

Your new furniture is moving in!

• 1.1 Choosing an assembly location

Please make sure that you choose a location to assemble the furniture that is in accordance with its intended use so that:

- the upholstered furniture is protected from direct light and sunlight or intense heat in order to minimise the fading and drying of the upholstery material.



- there is adequate space to operate and execute functions.
- there is sufficient distance to walls to prevent the formation of mould and to prevent discolouration.
- a sufficient indoor climate is ensured.
- the power cable and electrical wires are not damaged.
- no noise can be created if the floor is uneven (carpets, sloping floors, etc.). Please level out any unevenness using suitable aids, such as felt or shims.

• 1.2 Unpacking

To avoid damaging the upholstery, please refrain from using sharp objects when opening the packaging.



Please pull off the adhesive tape on the foil packaging by hand.

• 1.3 Transport

Only allow two or more people to transport your furniture. Do not lift the furniture by the side sections or the head and foot sections.



Lifting the sofa correctly

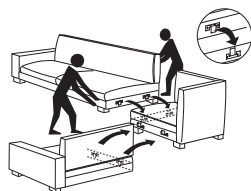


Lifting the sofa incorrectly

Do not push or pull the furniture. Instead, lift it carefully. Correct transport is only guaranteed by lifting the furniture by the lower frame.

• 1.4 Assembly

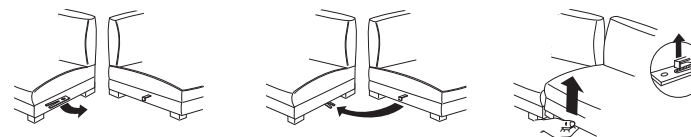
Element connectors:



Place the elements next to each other at the correct location and then fit the individual elements into each other in sequence. Lift the elements and then press them down so that the element connectors hook into each other.

All element connectors must be hooked in so that there are no differences in height. Please press the elements down firmly after hooking them in.

Grid connector:



To connect, fold out the grid connector to form a right angle with the furniture and push the elements close together until the connector fittings audibly engage and any gaps in the upholstery are closed. To detach the connection, lift the element out of the grid connector and move the element to the side.

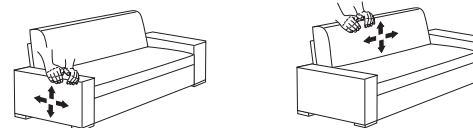
The upholstery group must not be moved as long as the individual elements are connected together!

• 1.5 Maintenance

Upholstered furniture is soft and deformable. In order to preserve the quality and properties of the upholstered furniture, regular maintenance is essential. For this reason, the following measures should be carried out regularly to conserve the value of the furniture.


Fluff up the upholstery

Regular use will leave traces on the upholstered elements, such as seat impressions, shifted seams and rippling on the surfaces. Fluffing up the upholstery restores the desired shape and appearance of the upholstered furniture.



Especially soft upholstered furniture


For furniture sets with this type of upholstery (quilted mats, loose filling material, functions, etc.), maintenance is especially important. This furniture already exhibits a certain rippling effect at the time of delivery. In most cases, high-quality chamber cushions are incorporated into the seat and/or back. The filling material is contained in chambers inside the cushions to prevent it from shifting.



Depending on the type and thickness of the upholstery material, both the chambers and the filling material will sometimes show more, sometimes less. If you fluff up the cushions after use, you can largely eliminate the compression of the cushion filling.

Seam offset / height shifts

These depend on use and are unavoidable. You can correct any seam offsets and/or height differences by gently pulling and aligning the upholstery.



• 2.1 General instructions for use

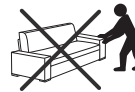
The stability of your furniture is ensured by the wooden or metal frame, which is designed to withstand the normal stresses of its intended use.



Make sure that no one jumps on the furniture.
Do not allow yourself to fall into the furniture.



Do not sit on backrests, armrests or other functional parts.



Do not push or pull the furniture when moving it.
Instead, lift it up.

When placing, transporting or moving the furniture, make sure that the feet or rollers are not loaded obliquely and that they are straight, otherwise they may bend or break off.

In the case of upholstered parts with a sleep function, it is important to air out the reclining upholstery well to help prevent the formation of mould. Please also note that reclining functions should not be regarded as a daily substitute to sleeping in bed.

• 2.2 Functions

All functional parts require a certain clearance. Please note, therefore, that depending on the upholstery type and thickness, gaps may occur due to the manufacturing process, and slight dimensional alterations are unavoidable. We strongly recommend that you return the functional parts to their original position after each use and realign the upholstery in order to adjust any irregularities and dimensional differences or to smooth out any compression in the upholstery and any creases that may have formed.

Please note: Ripples / folds may be present or form during use for functional reasons (e.g. articulated backrests or relax functions). Slight mechanical noises due to material vibrations or necessary “play” in the structure cannot be avoided and can, therefore, be regarded as design-related. Due to the

various moving parts, slight noises may always occur during adjustment or as a result of dynamic loading or weight shifting. Noise does not generally compromise the normal use of the furniture.

Regular inspections are recommended for furniture with functions. In the case of use-related changes to the assembly situation, upholstery or fittings, it is the consumer's duty of care to observe the assembly, use and care instructions.

Check that the joints of the fittings are clean at regular intervals. We recommend a general cleaning of the joints. As functional furniture is moved on a regular basis, there may be some metal wear. Please remove these particles with a vacuum cleaner or a cloth.

• 3.1 Warranty claims

Warranty claims are only valid for the defective item and not for the entire scope of delivery (photos with overall and detailed views are helpful for judging the defective item). The material defect is usually remedied by the contractual partner and only upon presentation of the purchase contract. Therefore, please always contact your contractual partner first!

• 3.2 Warranty exclusions

- normal and natural wear and tear
- wear due to excessive or improper use
- improper assembly or services performed by unauthorised persons
- unusual, e.g. commercial use outside the private living area
- improper handling of heat, moisture, liquids and care products
- damage caused by pointed, sharp-edged, hot or moist objects
- environmental influences, such as extreme dryness, humidity, light, temperature
- deliberate destruction, misuse, overloading or accidental damage

- damage and soiling caused by pets, heat sources, weather
- soiling such as perspiration, personal hygiene or hair care products
- discolouration due to medication ingredients (toxic reaction)
- any changes caused by agents containing acids, solvents or alcohols
- unsuitable cleaning, repair or touch-up attempts
- swelling damage caused by standing moisture or condensation that is not removed

Damage caused by third-party products, e.g. steam cleaners, impregnating agents and care products not recommended by the manufacturer, jeans discolouration, other non-colourfast textiles, Velcro strips on leisurewear, or substances containing sugar, acid, plasticisers, bleach or solvents are excluded from the warranty.

The statutory warranty period of 2 years and the recommendation to document any signs of use or malfunctions after acceptance apply. As is customary in the industry, repeat orders and modifications can only be guaranteed until the model, pattern or design is discontinued. Additional services that arise in connection with planning and installation are excluded from the warranty!

USEFUL INFORMATION

• 4.1 Differences in seat firmness due to use

Over time, your upholstered furniture set undergoes a development known as sagging. The entire upholstery adapts to your body weight and changes as a result. Therefore, you should use each set evenly so that the seat firmness does not only decrease on one side. Once sagging has set in, the upholstery will show next to no flexibility.

● 4.2 Design-related differences in seat firmness

In the case of rounded corner sections, sofa beds, etc., a uniform seat firmness is not always guaranteed due to design-related differences in the parts.

● 4.3 Loose seat cushions


The word “loose” means that the seat cushions may shift during use and should thus always be returned to their original position. The advantage here is that the cushions can be interchanged with other cushions of the same size, thereby ensuring uniform wear of the cushions.

● 4.4 Loose back cushions

Loose and fitted back cushions must always be shaken out after each use to return them to their original shape.

● 4.5 Natural and design-related rippling

It should be noted that all upholstery materials exhibit elasticity, which causes a certain amount of rippling during use or even during production.



● 4.6 Variations in colour/structure

Variations in colour between the sample provided at the time of purchase and the delivered upholstery are possible. This applies in particular to natural fibres and leather. For reasons due to the dyeing process, no guarantee can be provided for absolute uniformity in colour and structure.

● 4.7 Armrests

Armrests on upholstered furniture have two different functions: on the one hand, they serve to support the arms, and on the other hand, they are essential to the look or the design of the furniture.

By their nature, armrests are structurally unfit to support the weight of a person.

● 4.8 Sheen (shiny spots, shading, sitting marks)

Depending on the incidence of light, the nap direction will cause the fabric to appear lighter or darker. This can give the impression of colour differences in the upholstery. The reason for this change is that the upholstery fabric is generally processed in a certain nap direction. In a corner group, for example, the light is reflected differently depending on the positions of the individual upholstered elements. This is typical of the product.

● 4.9 Pilling

During use, the fibres of the upholstery material (especially chenille yarns) can become puffy and, as a result, small pills can form on the top side, as is known from woollen pullovers. These pills consist of entangled fibres that often (depending on the intensity of use) become detached from the upholstery material, but they are also created through contact with foreign fibres, usually from external textiles (e.g. clothing or woollen blankets). “Anchor fibres” then allow these pills to bond with the upholstery material.

The pills can be removed with a fabric shaver. Removing pills does not damage the fabric or affect its durability.

● 4.10 Odour

New products initially have a certain odour. This is a common phenomenon and may last a few weeks or months, depending on the material and composition.

The intensity of the odour depends on the material and usually dissipates during use. The odour is influenced by such conditions as room climate, season, temperature fluctuations, ventilation, degree and duration of use, and personal sensitivity and is generally considered harmless.

Certain natural products, such as leather and solid wood, always contain an inherent odour that is typical of the product. You can obtain a safety certificate from your contract partner.

● 4.11 Electrostatic charging

Furniture fabrics and other predominantly synthetic materials have a natural conductivity and can only absorb a limited amount of moisture. Electrostatic charging is primarily associated with excessively dry ambient air, especially in the winter and in combination with synthetic materials, e.g. carpets, textiles, textile upholstery covers, cushions and blankets, and discharges itself through the furniture. In such cases, it is essential to meet the ideal indoor climate conditions. To do this, increase the humidity of the air.

● 4.12 Pets

Caution is recommended here. Pets with claws or beaks may cause considerable and often irreparable damage. Pet hair, especially cat hair, is difficult to remove from textiles. An effective protection from pets would be to cover your upholstered furniture with a suitable material (cushions, blankets, etc.) in order to safeguard it against possible damage or soiling.

● 4.13 “Tight” upholstery

Upholstery structure in which the rippling of the upholstery is largely prevented through design-based measures (pre-tensioned upholstery). Design- or model-related ripples, e.g. at curves or ruffles, are due to the design or mode of construction.

● 4.14 “Soft/loose” upholstery

Soft, loose upholstery structure in which model-related or design-related rippling of the upholstery and seat impressions are typical of the product. The degree to which this appears in quilted mats and cushions depends on the design or structure.

● 4.15 “Especially soft” upholstery

Especially soft upholstery is characterised by a super-soft, gentle surface. Even when new, the upholstery exhibits a pronounced rippling effect, which is intentional in terms of design and construction.

● 4.16 Chamber cushions

Some sets in our collection are equipped with high-quality chamber cushions in the seat and/or backrest. The filling material is contained in chambers inside the cushions to prevent it from shifting. The chambers and the filling material may show more or less, depending on the type and thickness of the upholstery material. In order to prevent the filling material from becoming compressed, these seat and back cushions should be shaken out after use, just like you do with your bed pillows.

● 4.17 Lightfastness

You have seen this in clothes: Over time, they fade. This is the result of washing, but also of sunlight or halogen lamps. Fabric and leather upholstery are subjected to a similar fading process. For this reason, avoid placing the upholstered furniture right next to a window. Shade the sofa from intense sunlight and do not place it directly under halogen spotlights. This will ensure that the colour of your upholstered furniture retains its beauty and brilliance for a long time.

● 4.18 Flooring

To protect your floor, please remember to use a suitable protective underlay (e.g. felt, plastic) to prevent scratching, damage, etc. Felt glides are wearing items and must be replaced in due time before they wear out.

Mounted feet may become loose during use and should be aligned and tightened occasionally.

• 4.19 Exposed wood

The life history of a tree is shaped by characteristic growth features such as markings, structure and colour.

These varying natural and growth characteristics make each individually designable article of real wood furniture a truly one-of-a-kind piece with a unique appearance in terms of its material and processing structure.

It is, therefore, impossible to guarantee absolute uniformity in colour and structure, e.g. between the design sample and the delivered product.

IMPORTANT CLEANING & CARE INSTRUCTIONS

• 5.1 Maintenance

Like all materials you use on a daily basis, furniture upholstery materials also require regular care, as they are also exposed to constant dust and contact soiling. In general, soiling should not be allowed to become too intense, so as not to make cleaning more difficult and to prevent soiling from being absorbed into the upholstery materials. Proper cleaning and care will help you maintain the utility value of your upholstered furniture. For instructions on how to care for the upholstery, please refer to chapter 1.5.

• 5.1.1 Fabric

We recommend vacuuming regularly in the nap direction with a special upholstery nozzle and at the lowest suction strength, as individual upholstery wadding fibres may become detached if the suction strength is set too high. To maintain the elasticity of the fibres of your upholstery fabric, you should occasionally wipe your furniture with a damp cloth, especially in centrally heated rooms during the heating phase.

• 5.1.2 Synthetic leather

You should wipe your furniture regularly with a soft, damp cloth. We strongly advise against “wet” cleaning! To maintain the value of your furniture, we recommend using our care kit specially adapted for synthetic leather. Please order the correct care product to match your upholstery material (see upholstery sample in the information envelope) using the order card enclosed in the information envelope or directly online at: www.3c-care.de.

• 5.1.3 Leather

Leather is an undemanding material requiring little care. Nevertheless, it is sensitive to aggressive agents of all kinds. Never use stain removers, solvents, turpentine, shoe polish or other unsuitable agents.

• 5.1.4 Care kit

Maintaining the beauty of your high-quality leather for a long time requires the right cleaning and care. For this purpose, we offer specially adapted care kits. They freshen up the look of your leather and make it more durable so your upholstered furniture will retain its typical leather properties for many years to come. Please order the correct care product to match your upholstery material (see upholstery sample in the information envelope) using the order card enclosed in the information envelope or directly online at: www.3c-care.de. For all order-specific information on your upholstery material, please refer to the letter accompanying the colour sample.

• 5.2 Cleaning and stain removal

Stains should generally be removed by a professional upholstery cleaning service. Please note that we cannot accept liability for damages resulting from improper stain removal.

• 5.3 Wood surfaces

Lacquered, waxed and oiled surfaces should be cleaned with a slightly damp leather cloth. Protect the surfaces from hot objects.

• 5.4 Metal surfaces

Metal surfaces should be cleaned and cared for with a damp cloth. Then polish with a dry, soft cloth. Special cleaners are commercially available for polished surfaces.

• 6.1 Disposal

As we are committed to the environment, we ask you to dispose of your furniture properly at the end of its useful life! Please take electrical equipment (e.g. batteries, control units, motors, other electronic parts) to the designated collection systems (please ask your local authorities). The packaging material used for delivery can also be recycled. Please separate all materials according to type and dispose of them in the designated collection systems.

• 7.1 Complaints

In the event of a complaint, we have enclosed a sample of the upholstery used to upholster your product as a colour sample. Please keep this sample in your own interest! As it is not possible for the supplier to ensure 100% uniformity in colour and/or structure for upholstery, this sample is intended to ensure that the upholstery on the furniture delivered to you later is as identical as possible. Please note: Due to sunlight, air in heated rooms and other environmental factors, the colour or structure of your upholstery may change compared to the sample. Please be sure to send us this colour sample (either via your specialist dealer or service provider).

• 8.1 Quality builds trust

The Golden M, emission label and Climate-Neutral Furniture Production seals are awarded by the Deutsche Gütegemeinschaft Möbel e.V. (DGM). These neutral seals certify the safety, durability and flawless workmanship of our furniture. Certified products must meet strict requirements of usability and safety.



You can find the information to be provided in accordance with the EU Data Protection Regulation (EU GDPR) and the product passport in further languages at:
www.sofa-info.com/doc/produktpass

